




YOUR 6-STEP ROADMAP TO LAUNCH AN AGENTIC AI PILOT

Automation is evolving and Agentic AI is leading the way. These new-age systems don't just respond; they reason, act, and learn autonomously.

Here's how to plan, test and scale ROI with a proven, low-risk Agentic AI pilot roadmap.



STEP 1 — DEFINE YOUR PILOT VISION

Start with why.

Identify high-impact, low-risk processes and clear KPIs.

ASK

- What problem are we solving?
- Who benefits — employees, customers, or partners?
- How will success be measured (speed, cost, accuracy, CX)?

EXAMPLES

- Automate claims triage in healthcare
- Enable self-service billing in finance
- Streamline IT requests via intelligent chat

STEP 2 — CHOOSE THE RIGHT AI FOUNDATION

Your platform defines your pace. Pick an ecosystem that's secure, scalable, and ready for enterprise integration.

CORE STACK

01 LLM Provider: OpenAI, Anthropic, or Salesforce Einstein GPT

02 Agent Framework: Agentforce, LangChain for orchestration & reasoning

03 Integration Layer: MuleSoft or APIs for seamless data flow

04 Governance Tools: Copado, Gearset for version control & compliance



Ensure prompt safety, audit logs, and regulatory compliance (HIPAA, GDPR).

STEP 3 — DESIGN THE AGENT ARCHITECTURE

A strong architecture makes scaling easy.

The Four-Layer Framework



Perception Layer – Captures user inputs (voice, text, API)




Cognition Layer – Uses LLMs to understand and plan



Action Layer – Executes workflows across systems



Feedback Layer – Learns from results and improves



Tip: Add memory, context, and tone consistency for smarter, brand-aligned agents.

STEP 4 — BUILD & TEST IN A SAFE ENVIRONMENT

Pilot in a sandbox first.

Use synthetic or anonymized data to simulate real scenarios.

TEST FOR



Accuracy of intent recognition



Action success rate



Latency and uptime




Compliance and data safety




Human-in-the-loop checkpoints build trust and reduce early-stage errors by 40%.

STEP 5 — EVALUATE, LEARN & OPTIMIZE


After 4–6 weeks of pilot runtime, evaluate



ROI → Did it reduce manual work or increase throughput?



User sentiment → How did people interact with it?



Error points → Where did reasoning or data mapping fail?



• Then refine prompts, data integrations, and governance frameworks.

• Each iteration makes your agent smarter and more reliable.

STEP 6 — SCALE WITH CONFIDENCE

Once the pilot works — it's time to expand.

SCALE SMART



Horizontally: Replicate across teams (CS → HR → Finance)



Vertically: Add advanced capabilities to existing agents



Use DevOps-style governed pipelines (MuleSoft, Agentforce, Copado) for smooth production rollout.


WHAT SUCCESS LOOKS LIKE



Decisions in seconds, not hours




Seamless human + AI collaboration




40–70% reduced repetitive workload



Enterprise-grade compliance from day one



Continuous ROI tracking and optimization



Ready to Launch?

Deploy your first Agentic AI pilot in just 5 weeks with Accelerate's Activator Program.