




Accelirate's **UiPath™** Document Understanding



Your **5-Step** Guide to Seamless Automation

Step 1

Determine On-Prem vs. Cloud

Decide whether your organization will use the UiPath Document Understanding platform on the Cloud or as an on-premise solution, based on your security needs and infrastructure.



Step 2

Model Usage

Train the Document Understanding (DU) platform to classify documents and extract the required data. Use out-of-the-box models or create custom models based on your business needs.



Step 4

Setup Retraining Loop

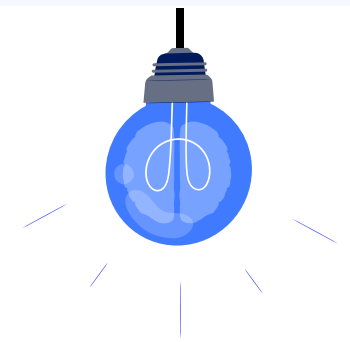
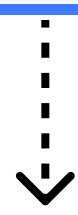
Start small by focusing on high-volume documents. Use a retraining loop to continuously improve the model's performance by feeding new data back into the AI Center.



Step 3

Pre and Post Processing

Plan for any pre-processing (e.g., splitting files) and post-processing (e.g., validating data) steps to optimize the document workflow. Set confidence thresholds for automation or human intervention.



Step 5

Implement and Iterate

Deploy your RPA solution, monitor the results, and iterate for improvement. Gradually scale up to include more document types for comprehensive automation.



Get started with our **5-step** approach and see how automation can help you scale and improve productivity.

Contact us today
to learn more!

www.accelirate.com

info@accelirate.com